





## ETF Panorama Pedal Plus



**ETF**

*imaginative engineering*



The Panorama Pedal Plus design is the larger member of our Panorama Pedal family rides. This high-level ride can be used as a circular scenic “panorama” ride in a favourite area of your park or as a system of transportation from one area of the park to another.

## Larger member of our Panorama Pedal family

What makes the Panorama Pedal Plus intelligent is the **extremely quiet AC driven motor, regulated by the visitors’ pedalling speed** under a patented control system. When the passengers want a break from pedalling, the on-board control system simply takes over and the car switches to an electrically driven system until the passengers override it by starting to pedal again.

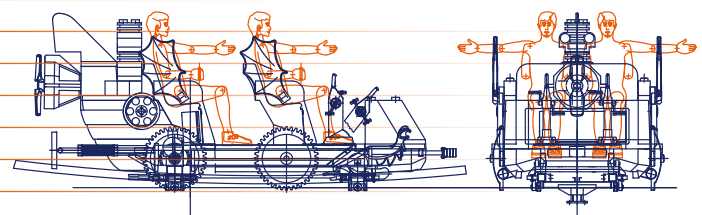
This dual-bench model accommodates **4 adults or 4 children**. You have a **choice of either 2 or 4 pedalling systems** which can be easily and quickly adapted to the height of each individual

passenger. For the passengers’ safety the vehicles can be equipped with seatbelts. To create a larger ride capacity, or to create a competitive element, it is **possible to build two tracks side by side**. Of course, the decorative body can be **adapted to your park’s theme**.

A special **on-board sound system** can be used to provide visitors with information about the ride itself or about points of interest in the park.

# ETF Panorama Pedal Plus

Typical track length	200 – 350 m	
Track type	dual-track system	
Application	indoor and outdoor	
Typical no. of vehicles	10 - 18	
Vehicle capacity	4 people	
Minimum height for pedalling	1.2 m	
Drive system	pedal controlled AC motor	
Ride capacity per hour	960 people - double-track option 1,920 people	
Maximum speed	on track 2.0 m/s	in station 0.5 m/s
Minimum curve	horizontal 5 m	vertical 20 m
Maximum	incline 8 degrees	



ETF Ride Systems  
ETF-USA Corporation

P.O. Box 2703, 6030 AA Nederweert, Holland. Phone +31 (0)495 677000. Fax +31 (0)495 632323. E-mail sales@etf.nl. www.etf.nl  
P.O. Box 2506, USA. Phone +1 (706) 278-1511. Fax +1 (706) 278-3511. E-mail harrell@windstream.net