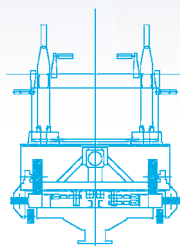
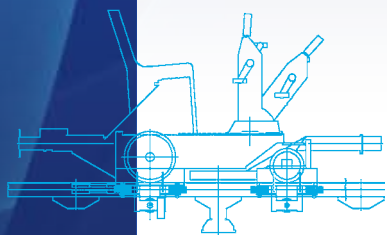




## ETF Panorama Pedal



**ETF**

*imaginative engineering*



The ETF Panorama Pedal is a high-level ride that combines joy of pedalling with the comfort of an AC driven motor. This ride can be used as a circular scenic "panorama" ride in a favourite area of your park or as a system of transportation from one area of the park to another.

## A high-level ride to enjoy the view

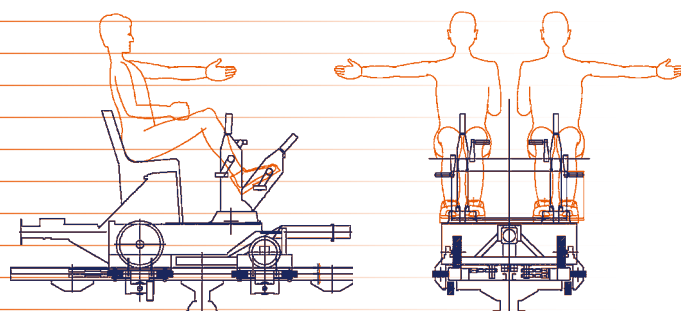
Each vehicle has two pedal columns which can be easily and quickly adapted to the height of each individual passenger. What makes the Panorama Pedal intelligent is the **extremely quiet AC driven motor, regulated by the visitors' pedalling speed** under a patented control system. When the passengers want a break from pedalling, the on-board control system simply takes over. The vehicle then switches to an electrically driven system until the passengers override it by starting to pedal again.

This single bench vehicle comfortably **accommodates 2 adults and 1 child**. For the passengers' safety the vehicles can be equipped with seatbelts. To create a larger ride capacity, or to create a competitive element, it is **possible to build two tracks side by side**. Of course, the decorative body can be **adapted to your park's theme**.

A special **on-board sound system** can be used to provide visitors information about the ride itself or about points of interest in the park.

# ETF Panorama Pedal

Typical track length	200 – 350 m	
Track type	dual-track system	
Application	indoor and outdoor	
Typical no. of vehicles	10 – 18	
Vehicle capacity	2 adults plus 1 child	
Minimum height for pedalling	1.2 m	
Drive system	pedal controled AC motor	
Ride capacity per hour	480 people (double-track option 960 people)	
Maximum speed	on track 2.0 m/s	in station 0.5 m/s
Minimum curve	horizontal 7.5 m	vertical 20 m
Maximum incline	6 degrees	



**ETF Ride Systems**  
**ETF-USA Corporation**

P.O. Box 2703, 6030 AA Nederweert, Holland. Phone +31 (0)495 677000. Fax +31 (0)495 632323. E-mail sales@etf.nl. www.etf.nl  
P.O. Box 2506, USA. Phone +1 (706) 278-1511. Fax +1 (706) 278-3511. E-mail harrell@windstream.net